

GLOBAL EQUITY FUND CLASS I : ARSOX



ARISTOTLE
FUNDS

As of September 30, 2021

Fund Profile

Ticker:	ARSOX
Inception Date:	March 30, 2012
Fund Net Assets:	\$87.0 million
Benchmarks:	MSCI ACWI Index (Net) MSCI World Index (Net)


Minimum Purchase Amounts

Initial:	\$2,500
Subsequent:	\$100

Expense Ratio

Gross:	1.07%
Net:	0.80%

Portfolio Managers



Gregory Padilla, CFA
16 Yrs*



Howard Gleicher, CFA
37 Yrs*

*Industry Experience

Investment Team

- Aylon Ben-Shlomo, CFA
- Robert Bexton, CFA
- William Cram, CFA
- Jay Cunningham, CFA
- Jake Gilden, CFA
- Howard Gleicher, CFA
- Victor Hawley, CFA
- Dustin Haygood
- James Henderson, CFA
- Alberto Jimenez Crespo, CFA
- Weixin Lin, CFA
- Catalina Llinás, CFA
- Gregory Padilla, CFA
- Geoffrey Stewart, CFA
- Sean Thorpe
- Jake Wamala
- Kevin Zhang, CFA

Investment Information

Fund Description

- Investment objective is to seek to maximize long-term capital appreciation and income
- Employs a quality-value approach, seeking to invest in what we believe to be high-quality companies available at attractive valuations
- Fundamental, bottom-up stock selection process applied to a universe of global companies with market capitalizations typically in excess of \$2 billion at initial investment
- Focused portfolio (typically 45-55 positions) tends to be characterized by high active share and low turnover

All portfolio holdings must meet the following three criteria:

High Quality

The investment process begins by identifying what we believe to be high-quality companies in great and/or improving lines of business.

Such quality characteristics may include: sustainable competitive advantages, attractive business fundamentals, leading products or services, pricing power and experienced management teams.

Attractive Valuation

We then assess the value of the company utilizing a private equity approach to public markets, as if we were buying the entire business.

We develop our own financial models, estimating normalized revenues, margins and cash flows. Using multiple valuation metrics, we determine a conservative intrinsic value for the business.

Compelling Catalysts

Catalysts are actions/events currently underway that we believe will propel a company to meet its full potential over the next three to five years.

We seek to identify catalysts that fall outside the short-term focus of the market, such as changes in leadership, divestitures/acquisitions, margin improvements and/or productivity gains. We believe catalysts are essential to avoiding "value traps."

Performance

Trailing (%)	QTD	YTD	1Yr	3Yrs	5Yrs	Since Inception ¹
ARSOX Class I	-0.06	12.41	32.19	13.63	11.77	8.53
MSCI ACWI Index (Net)	-1.05	11.12	27.44	12.57	13.19	10.43
MSCI World Index (Net)	-0.01	13.04	28.82	13.13	13.73	11.23

Calendar Year (%)	2020	2019	2018	2017	2016
ARSOX Class I	16.68	27.55	-9.53	15.29	13.60
MSCI ACWI Index (Net)	16.25	26.60	-9.42	23.97	7.86
MSCI World Index (Net)	15.90	27.67	-8.71	22.40	7.51

¹The Aristotle Global Equity Fund has an inception date of March 30, 2012.

On May 1, 2020, the Fund's name changed from Aristotle/Saul Global Opportunities Fund to Aristotle/Saul Global Equity Fund. Also, on May 1, 2020, the Fund's Principal Investment Strategies changed and performance prior to May 1, 2020 represents a different fund strategy.

Performance data quoted here represent past performance. Performance results greater than one year have been annualized. Past performance is no guarantee of future results. Investment return and principal value will fluctuate, so that an investor's shares, when redeemed, may be worth more or less than their original cost. Current performance may be lower or higher than the performance information quoted. To obtain performance information current to the most recent month-end, please call (844) 274-7868. The Fund's advisor has contractually agreed to waive certain fees and/or absorb expenses through April 30, 2022, to the extent that the total annual operating expenses do not exceed 0.80% of average daily net assets of the Fund. The Fund's advisor may seek reimbursement from the Fund for waived fees and/or expenses paid for three years from the date of the waiver or payment. A redemption fee of 1.00% will be imposed on redemptions of shares within 30 days of purchase.

This material must be preceded or accompanied by a prospectus. An investor should consider the fund's investment objectives, risks, and charges and expenses carefully before investing or sending money. This and other important information about the Funds can be found in the fund's prospectus. To obtain more information, please call (844) 274-7868 or visit www.aristotlefunds.com. Please read the prospectus carefully before investing.

GLOBAL EQUITY FUND CLASS I : ARSOX

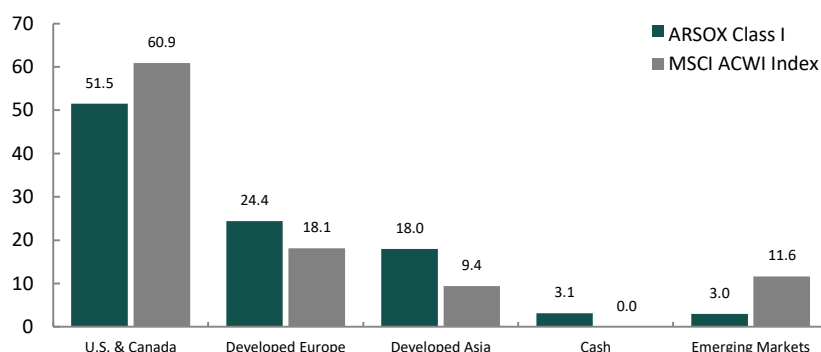


As of September 30, 2021

Largest Holdings (%)

Microsoft	4.06
Danaher	3.84
Adobe	3.42
Martin Marietta Materials	3.35
Lennar	3.21
Microchip Technology	3.12
Samsung Electronics	3.09
Sony Group	3.04
Nemetschek	2.69
PayPal Holdings	2.49
Total	32.31

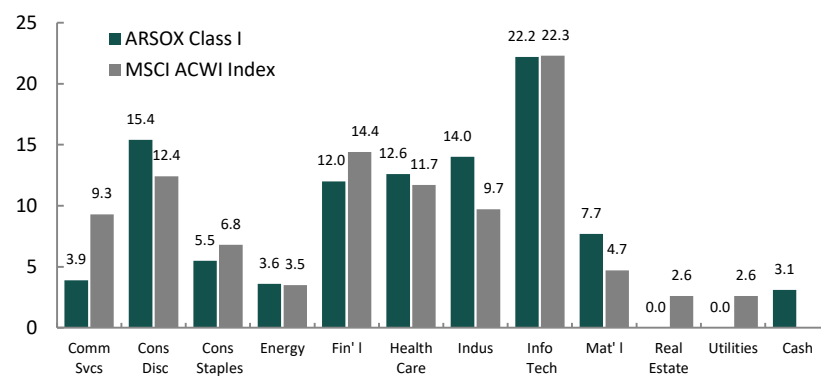
Region Weights (%)



Characteristics

	ARSOX Class I	MSCI ACWI Index (Net)
Number of Holdings	49	2,979
Active Share (%)	90.7	--
Annualized Turnover (3 Yrs, %)	20.3	--
Median Market Cap (\$B)	54.8	13.2
Wtd. Avg. Market Cap (\$B)	191.5	356.2
Dividend Yield (%)	1.5	1.7
Return on Equity (5 Yrs, %)	17.3	17.2
Subsid. 30-Day SEC Yld. (%)	0.66	--
Unsubsid. 30-Day SEC Yld. (%)	0.53	--

Sector Weights (%)



Sources: SS&C Advent, FactSet, MSCI, eVestment

Largest Holdings weights are based on the total Fund, excluding cash.

Holdings and allocations will change due to ongoing management of the Fund. References to specific securities or sectors should not be construed as recommendations. Holdings are available in the last 12 months upon request. An investment in the Fund is subject to risks, and you could lose money on your investment in the Fund. The principal risks of investing in the Fund include, but are not limited to, market risk, equity risk, foreign investment risk, currency risk, emerging market risk, small-cap, mid-cap and large-cap company risk, exchange-traded funds (ETFs) risk, liquidity risk, management and strategy risk and cybersecurity risk. **Market Turbulence Resulting from COVID-19** – The outbreak of COVID-19 has negatively affected the worldwide economy, individual countries, individual companies and the market in general. The future impact of COVID-19 is currently unknown, and it may exacerbate other risks that apply to the Fund. To learn more about the Principal Risks of Investing in the Fund, please reference the prospectus. The MSCI ACWI Index is a free float-adjusted market capitalization-weighted index that is designed to measure the equity market performance of developed and emerging markets. The MSCI ACWI consists of 49 country indices comprising 23 developed markets and 27 emerging markets country indices. The MSCI World Index is a free float-adjusted market capitalization-weighted index that is designed to measure the equity market performance in 23 developed market countries. The MSCI World Index includes the following countries: Australia, Austria, Belgium, Canada, Denmark, Finland, France, Germany, Hong Kong, Ireland, Israel, Italy, Japan, Netherlands, New Zealand, Norway, Portugal, Singapore, Spain, Sweden, Switzerland, the United Kingdom and the United States. The volatility (beta) of the Fund may be greater or less than that of the benchmarks. It is not possible to invest directly in these indices.

Active Share is a measure of the percentage of stock holdings in a manager's portfolio that differ from the benchmark index. **Turnover** is calculated by taking either the total purchases or total sales of portfolio securities (whichever is less), over a particular period, and dividing it by the monthly average market value of the portfolio during that period. **Median Market Capitalization** is the midpoint of market capitalization (market price multiplied by the number of shares outstanding) of the stocks in a portfolio. Half the stocks in the portfolio will have higher market capitalizations; half will have lower. **Weighted Average Market Capitalization** is a dollar-value measurement of the size of companies in a portfolio or index. In such a weighting scheme, an average figure is derived from the market capitalizations of each company (their market prices multiplied by the number of shares outstanding) multiplied by their weights in the portfolio or index. **Dividend Yield** is the ratio of a firm's dividends each year relative to its share price. **Return on Equity** is the amount of net income returned as a percentage of shareholders' equity. Return on equity measures a corporation's profitability by revealing how much profit a company generates with the money shareholders have invested. **Subsidized 30-Day SEC Yield** is computed under an SEC standardized formula based on net income earned over the past 30 days. It is a "subsidized" yield, which means it includes contractual expense reimbursements and it would be lower without those reimbursements. **Unsubsidized 30-Day SEC Yield** is computed under an SEC standardized formula based on net income earned over the past 30 days. It excludes contractual expense reimbursements, resulting in a lower yield.

Aristotle Capital Management, LLC (Aristotle Capital) is an independent investment adviser registered under the Investment Advisers Act of 1940, as amended. Registration does not imply a certain level of skill or training. More information about Aristotle Capital, including our investment strategies, fees and objectives, can be found in our Form ADV Part 2, which is available upon request. ACM-2110-106

FOR MORE INFORMATION, PLEASE CONTACT

Phone: (844) 274-7868 | Email: funds@aristotlecap.com | Web: www.aristotlefunds.com

The Aristotle/Saul Global Equity Fund is distributed by IMST Distributors, LLC.

© Aristotle Capital Management, LLC. All rights reserved.